


# B398 Series, General Purpose – 3/2 Normally Closed

Specifications	
Function (single acting)	 <p>Flow direction underseat 2 → 1</p>
Maximum Viscosity	Max. 21cST (3 °E)
Body Material (Std)	Stainless Steel 1.4305 EN 10088 (AISI 303)
Orifice Material	Stainless Steel 1.4305 EN 10088 (AISI 303)
Flange Tube <sup>1</sup>	Stainless Steel (AISI 303)
Plunger and Top Stop	Stainless Steel 1.4105 EN 10088 (AISI 430F) or equivalent
Springs	Stainless Steel AISI 302
Seal Material (Std)	Foodgrade FKM
Connection Type (Std)	G parallel thread (ISO 228-1)
Shading Ring	Copper
Electrical Characteristics	
Standard Coil Voltage DC (=)	24 V
Standard Coil Voltage AC 50 Hz (-)	24 V, 110 V, 200 V, 230 V
Standard Coil Voltage AC 60 Hz (-)	24 V, 120 V, 220 V, 240 V
Voltage Tolerance	+10% to -15% (AC)
	+10% to -5% (DC)
Duty Cycle	100% ED
Protection Class	IP65 (EN 60529) with plug and gasket correctly fitted *
Electrical Connection	to industrial form B
Coil Insulation	Class F 155 °C
Power Rating (Standard)	AC 10 VA (holding) AC 16 VA (inrush) DC 7 W

## Features and Benefits

- Direct Acting
- Robust construction for industrial applications
- Zero pressure rated
- Stainless steel AISI 430F operators with low residual magnetism
- Coils tested 100% in compliance to RoHS directive and to relevant international standards
- High quality seal materials
- Response time 5 to 25 ms



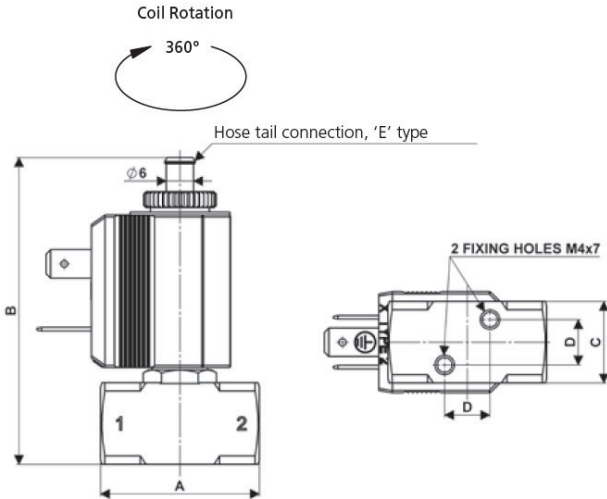
Pipe Size	Cv (gpm)	Kv (m <sup>3</sup> /h)	OPD (bar)		Orifice (mm)	Seal Material	Valve Code
			AC Voltages	DC Voltages			
1/8"	0.05	0.04	0 - 15	0 - 15	1.2	FKM	B398EVB
1/8"	0.07	0.06	0 - 10	0 - 10	1.5	FKM	B398EVC
1/8"	0.13	0.11	0 - 5	0 - 5	2.0	FKM	B398EVE
1/8"	0.19	0.16	0 - 3	0 - 3	2.5	FKM	B398EVG

<sup>1</sup> With special nut, different from Standard.

## Options Available

Seal Material <sup>1</sup> and Media Temperature Range	Media	Ambient Temperature Range	
		Min	Max
FKM (-10 °C to +130 °C)	Water, oil, air, aggressive fluids	-10 °C	+50 °C

<sup>1</sup> See corrosion reference guide and sealing solutions for material compatibility.



### Preferred Valve Mounting Options



Pipe Size	A	B	C	D	Weight (kg)
1/8"	35	68	18	10	0.1

Dimensions (mm)

### Solenoid enclosures

#### 2--0 Type Coil - Insulation class F

- External material: PBT (reinforced fiberglass 30%)
- Electrical connection: Industrial form B
- Winding insulation: Class H (E180)
- Enclosure classification: Conforms to IP65 (according to EN 60529) with plug and gasket correctly fitted\*



#### Type 600 001- Plug

- Rated Voltage (max.): 250 VAC / 300 VDC
- Nominal Current: 10A (rated) / 16A (max)
- Wire cross-section: 1.5 mm<sup>2</sup> max
- Cable Entry: PG9 (6 to 8 mm)
- Enclosure classification: Conforms to IP65 (according to EN 60529) with supplied gasket
- Insulation class: group C- VDE 0110
- Housing colour: black
- UL approved, file No: E205538



\* Plug and gasket not supplied as standard, must be ordered separately.

### Coding chart

#### Main Valve Assembly


#### Coil options

#### Plug

Orifice	Option
B 1.2	w/o option
C 1.5	
E 2.0	
G 2.5	

Voltage / Frequency - Class F	
2250	24 VDC
2200	24 V / 50/60 Hz
2400	110 V / 50 Hz - 120 V / 60 Hz
2600	200 V / 50 Hz - 220 V / 60 Hz
2700	230 V / 50 Hz - 240 V / 60 Hz

Plug	
0B1	c/w plug
	w/o plug



### Product coding example:

B398EVB 2250  
1/8" G, auto operation, stainless steel body, FKM seals, 1.2 VDC, without plug.