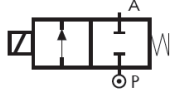


# D248/249 Series, Compressed Air – 2/2 Normally Closed

Specifications	
Function (single acting)	 <p>Flow direction 1 → 2</p>
Maximum Viscosity	Max. 21cST (3 °E)
Body Material (Std)	Brass CW617N (EN 12165)
Plunger	Stainless Steel 1.4106 EN 10088 (AISI 430F)
Top Stop	Stainless Steel 1.4105 EN 10088 (AISI 430F)
Springs	Stainless Steel AISI 302
Seal Material (Std)	Foodgrade FKM
Connection Type (Std)	G parallel thread (ISO 228-1)
Shading Ring	Copper
Electrical Characteristics	
Standard Coil Voltage DC (=)	24 V
Standard Coil Voltage AC 50 Hz (~)	24 V, 110 V, 200 V, 230 V
Standard Coil Voltage AC 60 Hz (~)	24 V, 120 V, 220 V, 240 V
Voltage Tolerance	+10% to -15% (AC)
	+10% to -5% (DC)
Duty Cycle	100% ED
Protection Class	IP65 (EN 60529) with plug and gasket correctly fitted *
Electrical Connection	to EN 175301 - 803 - A (ex DIN 43650)
Coil Insulation	Class F 155 °C
Power Rating (Standard)	AC 18 VA (holding) AC 36 VA (inrush) DC 14 W

## Features and Benefits

- Direct Acting
- Robust construction for industrial applications
- Zero pressure rated
- Coils tested 100% in compliance to RoHS directive and to relevant international standards
- Choice of high quality seal materials
- Response time 5 to 25 ms



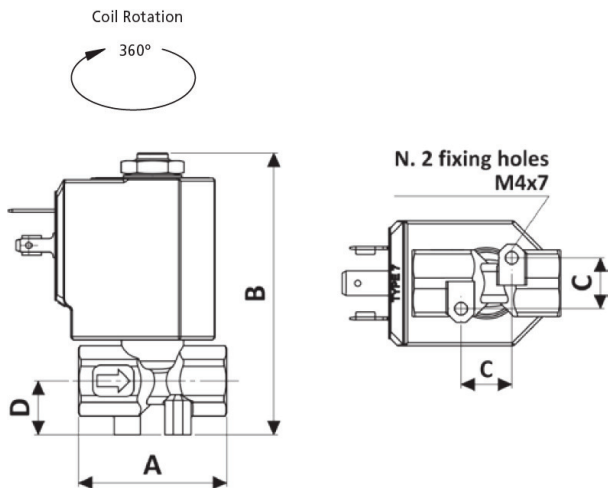
Pipe Size	Cv (gpm)	Kv (m <sup>3</sup> /h)	OPD (bar)		Orifice (mm)	Seal Material	Valve Code
			AC Voltages	DC Voltages			
¼"	0.11	0.09	0 - 25	0 - 24	1.7	FKM EPDM	D249D <sub>Y</sub> D D249D <sub>E</sub> D
¼"	0.17	0.14	0 - 18	0 - 16	2.2	FKM EPDM	D249D <sub>V</sub> F D249D <sub>E</sub> F
¼"	0.32	0.27	0 - 15	0 - 10	3.0	FKM EPDM	D249D <sub>V</sub> H <sup>1</sup> D249D <sub>E</sub> H <sup>1</sup>

## Options Available

Valve Options (see coding chart)
Body threaded connection G 1/8"
NPT threads (minimum batch may be required)

Seal Material <sup>1</sup> and Media Temperature Range	Media	Ambient Temperature Range	
		Min	Max
FKM (-10 °C to +130 °C)	Water, oil, air	-10 °C	+50 °C
EPDM (-10 °C to +120 °C)	Water, hot water	-10 °C	+50 °C

<sup>1</sup> See corrosion reference guide and sealing solutions for material compatibility.



### Preferred Valve Mounting Options



Pipe Size	A	B	C	D	Weight (kg)
1/8" - 1/4"	38	72.1	13	13.8	0.18

Dimensions (mm)

### Solenoid enclosures

#### 7--0 Type Coil - Insulation class F

- External material: PBT (reinforced fiberglass 30%)
- Electrical connection: DIN EN 175301-803 form A
- Winding insulation: Class H (E180)
- Enclosure classification: Conforms to IP65 (according to EN 60529) with plug and gasket correctly fitted\*



#### Type 600 011- Plug

- Rated Voltage (max.): 250 VAC / 300 VDC
- Nominal Current: 10A (rated) / 16A (max)
- Wire cross-section: 1.5 mm<sup>2</sup> max
- Cable Entry: PG9 (6 to 8 mm)
- Enclosure classification: Conforms to IP65 (according to EN 60529) with supplied gasket
- Insulation class: group C- VDE 0110
- Housing colour: black
- UL approved, file No: E538



\* Plug and gasket not supplied as standard, must be ordered separately.

### Coding chart

#### Main Valve Assembly

Pipe Size	
8	1/8"
9	1/4"

Seals		Orifice	
V	FKM	D	1.7
E	EPDM	F	2.2
		H	3.0 <sup>1</sup>

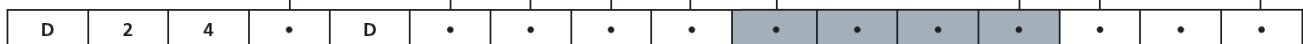
Option	
N	NPT
	w/o option

#### Coil options

Voltage / Frequency - Class F	
7250	24 VDC
7200	24 V / 50/60 Hz
7400	110 V / 50 Hz - 120 V / 60 Hz
7600	200 V / 50 Hz - 220 V / 60 Hz
7700	230 V / 50 Hz - 240 V / 60 Hz

#### Plug

Plug	
0A1	c/w plug
	w/o plug



<sup>1</sup> Minimum batch may be required.

### Product coding example:

D249DVF 7700 0A1  
1/4" G, auto operation, brass body, FKM seals, 2.2 mm orifice, 230 V / 50 Hz - 240 V / 60 Hz AC, with plug.