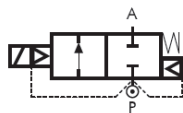


D232/233/234 Series, High Pressure & Compressed Air – 2/2 Normally Closed

Specifications	
Function (single acting)	 <p>Flow direction overseat 1 → 2</p>
Maximum Viscosity	Max. 21cST (3 °E)
Body Material (Std)	Brass CW617N (EN 12165)
Orifice Material	Stainless Steel 1.4305 EN 10088 (AISI 303)
Flange Tube (Seamless)	Stainless Steel 1.4305 EN 10088 (AISI 303)
Plunger	Stainless Steel 1.4106 EN 10088 (AISI 430F)
Top Stop	Stainless Steel 1.4105 EN 10088 (AISI 430F)
Springs	Stainless Steel AISI 302
Operator Seal Material ¹	RUBY
Diaphragm Material	FKM
Main Seal Material ¹	PTFE
Connection Type (Std)	G parallel thread (ISO 228-1)
Shading Ring	Copper
Electrical Characteristics	
Standard Coil Voltage DC (=)	24 V
Standard Coil Voltage AC 50 Hz (-)	24 V, 110 V, 200 V, 230 V
Standard Coil Voltage AC 60 Hz (-)	24 V, 120 V, 220 V, 240 V
Voltage Tolerance	+10% to -15% (AC)
	+10% to -5% (DC)
Duty Cycle	100% ED
Protection Class	IP65 (EN 60529) with plug and gasket correctly fitted *
Electrical Connection	to EN 175301 - 803 - A (ex DIN 43650)
Coil Insulation	Class F 155 °C
Power Rating (Standard)	AC 18 VA (holding) AC 36 VA (inrush) DC 14 W

¹ For D23-D \backslash W operator seal material is foodgrade FKM and main seal material is FKM.

Features and Benefits

- Pilot operated
- Robust construction for industrial applications
- Stainless steel AISI 430F operators with low residual magnetism
- Coils tested 100% in compliance to RoHS directive and to relevant international standards
- High quality seal materials
- Response time 50 to 500 ms



Pipe Size	Cv (gpm)	Kv (m ³ /h)	OPD (bar)		Orifice (mm)	Seal Material	Valve Code
			AC Voltages	DC Voltages			
3/8"	2.95	2.52	1 - 50	1 - 50	16	PTFE	D232D \backslash W ²
1/2"	3.23	2.76	1 - 50	1 - 50	16	PTFE	D233D \backslash W ²
3/4"	3.37	2.88	1 - 50	1 - 50	16	PTFE	D234D \backslash W ²
3/8"	2.95	2.52	1 - 25	1 - 25	16	FKM	D232D \backslash W ³
1/2"	3.23	2.76	1 - 25	1 - 25	16	FKM	D233D \backslash W ³
3/4"	3.37	2.88	1 - 25	1 - 25	16	FKM	D234D \backslash W ³

² Not 100% leak-proof when used with air/gases. Approximate leak rate is 1,5 ml/min at max. OPD.

³ Non standard, MOQ required.

Options Available

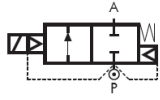
Valve Options (see coding chart)
NPT threads (minimum batch may be required)

Seal Material ⁴ and Media Temperature Range	Media	Ambient Temperature Range	
		Min	Max
PTFE (-10 °C to +130 °C)	Water ⁵ , oil, air	-10 °C	+50 °C
FKM (-10 °C to +130 °C)	Water ⁵ , oil, air	-10 °C	+50 °C

⁴ See corrosion reference guide and sealing solutions for material compatibility.

⁵ When using liquid fluids waterhammer and pressures higher than 20 barg can cause the diaphragm to tear.

D634/635/636DTT1 Series, High Pressure – 2/2 Normally Closed

Specifications	
Function (single acting)	 <p>Flow direction overseat 1 → 2</p>
Maximum Viscosity	Max. 21cST (3 °E)
Body Material (Std)	Brass CW617N (EN 12165)
Orifice Material	Stainless Steel 1.4305 EN 10088 (AISI 303)
Flange Tube (Seamless)	Stainless Steel 1.4305 EN 10088 (AISI 303)
Plunger	Stainless Steel 1.4106 EN 10088 (AISI 430F)
Top Stop	Stainless Steel 1.4105 EN 10088 (AISI 430F)
Piston Material	Brass CW614N (EN 12164)
Springs	Stainless Steel AISI 302
Seal Material (Std)	PTFE
Connection Type (Std)	G parallel thread (ISO 228-1)
Shading Ring	Copper
Electrical Characteristics	
High Power Coil Voltage DC (=)	24 V
High Power Coil Voltage AC 50 Hz (-)	24 V, 110 V, 200 V, 230 V
High Power Coil Voltage AC 60 Hz (-)	24 V, 120 V, 220 V, 240 V
Voltage Tolerance	+10% to -15% (AC)
	+10% to -5% (DC)
Duty Cycle	100% ED
Protection Class	IP65 (EN 60529) with plug and gasket correctly fitted *
Electrical Connection	to EN 175301 - 803 - A (ex DIN 43650)
Coil Insulation	Class H 180 °C
Power Rating (High Power)	AC 25 VA (holding) AC 50 VA (inrush) DC 22 W

Features and Benefits

- Pilot operated
- Robust construction for industrial applications
- Stainless steel AISI 430F operators with low residual magnetism
- Coils tested 100% in compliance to RoHS directive and to relevant international standards
- High quality seal materials
- Response time 5 to 25 ms



Pipe Size	Cv (gpm)	Kv (m ³ /h)	OPD (bar)		Orifice (mm)	Seal Material	Valve Code
			AC Voltages	DC Voltages			
¼"	1.47	1.26	0.3 - 140	0.3 - 35	10	PTFE	D634DIT1
¾"	1.68	1.44	0.3 - 140	0.3 - 35	10	PTFE	D635DIT1
½"	1.76	1.50	0.3 - 140	0.3 - 35	10	PTFE	D636DIT1

NOTE: Not 100% leak-proof when used with air/gases. Approx leak rate is 1.5ml/min at max OPD.

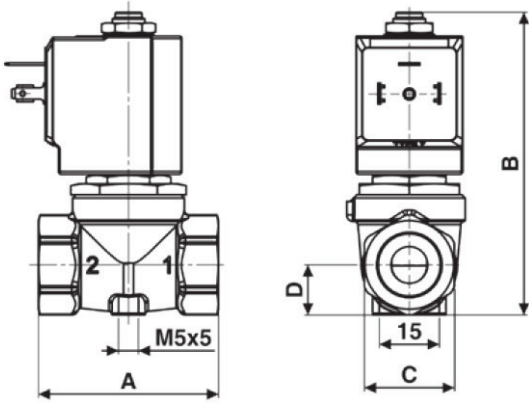

ATTENTION: when high pressure valves are supplied without a coil, their nameplates display the max OPD of the valve when equipped with an AC (25VA) and DC(22W) coil. If fitting coils with a different power rating OPD will vary, please consult supplier for more details.

Options Available

Seal Material ¹ and Media Temperature Range	Media	Ambient Temperature Range	
		Min	Max
PTFE (-10 °C to +130 °C)	Water, oil, liquids	-10 °C	+50 °C

¹ See corrosion reference guide and sealing solutions for material compatibility.

Coil Rotation



Preferred Valve Mounting Options



Pipe Size	A	B	C	D	Weight (kg)
¼"	54	100	HEX 27	15	0.5
¾" to ½"	54	100	HEX 27	15	0.45

Dimensions (mm)

Solenoid enclosures

7-K1 & 7-Z1 Type Coil - Insulation class H

- External material: PPS (glass fiber & mineral filled)
- Electrical connection: DIN EN 175301-803 form A
- Winding insulation: Class H (E180)
- Enclosure classification: Conforms to IP65 (according to EN 60529) with plug and gasket correctly fitted*



Type 600 011- Plug

- Rated Voltage (max.): 250 VAC / 300 VDC
- Nominal Current: 10A (rated) / 16A (max)
- Wire cross-section: 1.5 mm² max
- Cable Entry: PG9 (6 to 8 mm)
- Enclosure classification: Conforms to IP65 (according to EN 60529) with supplied gasket
- Insulation class: group C- VDE 0110
- Housing colour: black
- UL approved, file No: E205538



* Plug and gasket not supplied as standard, must be ordered separately.

Coding chart

Main Valve Assembly

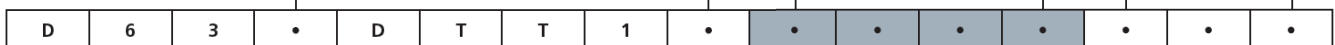
Pipe Size
4 ¼"
5 ¾"
6 ½"

Coil options

Option	Voltage / Frequency - Class H, High Power	
w/o option	72Z1	24 VDC
	72K1	24 V / 50/60 Hz
	74K1	110 V / 50 Hz - 120 V / 60 Hz
	77K1	230 V / 50 Hz - 240 V / 60 Hz

Plug

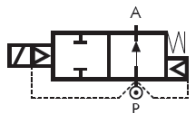
Plug	
w/o plug	
0A1	c/w plug



Product coding example:

D634DTT1 72Z1
¼" G, auto operation, brass body, PTFE seals, 10 mm orifice, 24 VDC, without plug.

RD232/233/234 Series, High Pressure – 2/2 Normally Open

Specifications	
Function (single acting)	 <p>Flow direction overseat 1 → 2</p>
Maximum Viscosity	Max. 21cST (3 °E)
Body Material (Std)	Brass CW617N (EN 12165)
Orifice Material	Stainless Steel 1.4305 EN 10088 (AISI 303)
Flange Tube	Stainless Steel 1.4305 EN 10088 (AISI 303)
Plunger	Stainless Steel 1.4106 EN 10088 (AISI 430F)
Top Stop	Stainless Steel 1.4105 EN 10088 (AISI 430F)
Springs	Stainless Steel AISI 302
Operator Seal Material ¹	RUBY
Diaphragm Material	FKM
Main Seal Material ¹	PTFE
Connection Type (Std)	G parallel thread (ISO 228-1)
Shading Ring	Copper
Electrical Characteristics	
Standard Coil Voltage DC (=)	24 V
Standard Coil Voltage AC 50 Hz (~)	24 V, 110 V, 200 V, 230 V
Standard Coil Voltage AC 60 Hz (~)	24 V, 120 V, 220 V, 240 V
Voltage Tolerance	+10% to -15% (AC)
	+10% to -5% (DC)
Duty Cycle	100% ED
Protection Class	IP65 (EN 60529) with plug and gasket correctly fitted *
Electrical Connection	to EN 175301 - 803 - A (ex DIN 43650)
Coil Insulation	Class H 180 °C
Power Rating (Standard)	AC 18 VA (holding) AC 36 VA (inrush) DC 14 W

¹ For RD23-D_VW operator seal material is foodgrade FKM and main seal material is FKM.

Features and Benefits

- Pilot operated
- Robust construction for industrial applications
- Stainless steel AISI 430F operators with low residual magnetism
- Coils tested 100% in compliance to RoHS directive and to relevant international standards
- High quality seal materials
- Response time 50 to 500 ms



Pipe Size	Cv (gpm)	Kv (m ³ /h)	OPD (bar)		Orifice (mm)	Seal Material	Valve Code
			AC Voltages	DC Voltages			
3/8"	2.95	2.52	1 - 50	1 - 50	16	PTFE	RD232D _V W ²
1/2"	3.23	2.76	1 - 50	1 - 50	16	PTFE	RD233D _V W ²
3/4"	3.37	2.88	1 - 50	1 - 50	16	PTFE	RD234D _V W ²
3/8"	2.95	2.52	1 - 25	1 - 25	16	FKM	RD232D _V W ³
1/2"	3.23	2.76	1 - 25	1 - 25	16	FKM	RD233D _V W ³
3/4"	3.37	2.88	1 - 25	1 - 25	16	FKM	RD234D _V W ³

² Not 100% leak-proof when used with air/gases. Approximate leak rate is 1,5 ml/min at max. OPD.

³ Non standard, MOQ required.

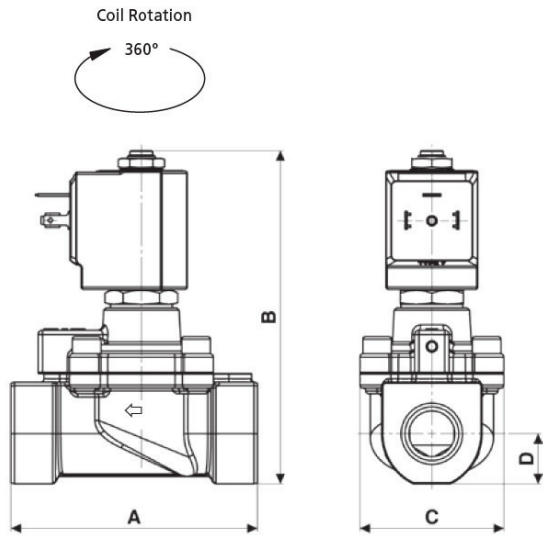
Options Available

Valve Options (see coding chart)
NPT threads (minimum batch may be required)

Seal Material ⁴ and Media Temperature Range	Media	Ambient Temperature Range	
		Min	Max
PTFE (-10 °C to +130 °C)	Water ⁵ , oil, air	-10 °C	+50 °C
FKM (-10 °C to +130 °C)	Water ⁵ , oil, air	-10 °C	+50 °C

⁴ See corrosion reference guide and sealing solutions for material compatibility.

⁵ When using liquid fluids waterhammer and pressures higher than 20 barg can cause the diaphragm to tear.



Preferred Valve Mounting Options



Pipe Size	A	B	C	D	Weight (kg)
3/8"	86	116.5	50.2	17.5	1
1/2" - 3/4"	86	116.5	50.2	17.5	0.9

Dimensions (mm)

Solenoid enclosures

7--1 Type Coil - Insulation class H

- External material: PPS (glass fiber & mineral filled)
- Electrical connection: DIN EN 175301-803 form A
- Winding insulation: Class H (E180)
- Enclosure classification: Conforms to IP65 (according to EN 60529) with plug and gasket correctly fitted*



Type 600 011- Plug

- Rated Voltage (max.): 250 VAC / 300 VDC
- Nominal Current: 10A (rated) / 16A (max)
- Wire cross-section: 1.5 mm² max
- Cable Entry: PG9 (6 to 8 mm)
- Enclosure classification: Conforms to IP65 (according to EN 60529) with supplied gasket
- Insulation class: group C- VDE 0110
- Housing colour: black
- UL approved, file No: E205538



* Plug and gasket not supplied as standard, must be ordered separately.

Coding chart

Main Valve Assembly

Pipe Size
2 3/8"
3 1/2"
4 3/4"

Seals
T PTFE
V FKM

Option
N NPT
w/o option

Voltage / Frequency - Class H	
7251	24 VDC
7201	24 V / 50/60 Hz
7401	110 V / 50 Hz - 120 V / 60 Hz
7601	200 V / 50 Hz - 220 V / 60 Hz
7701	230 V / 50 Hz - 240 V / 60 Hz

Plug

Plug
w/o plug
0A1 c/w plug

RD	2	3	.	D	.	W
----	---	---	---	---	---	---	---	---	---	---	---	---	---	---	---

Product coding example:

RD233DTW 7701 0A1
 1/2" G, auto operation, brass body, PTFE seals, 16.5 mm orifice, 230 V / 50 Hz - 240 V / 60 Hz, with plug.