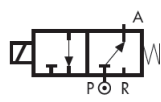


SB397 Series, Automation – 2nd Service 3/2 Normally Open

Specifications	
Function (single acting)	 <p>Flow direction OFF 3 → 1 - ON 1 → 2</p>
Maximum Viscosity	Max. 21cST (3 °E)
Body Material (Std)	Low lead content Brass CW719R (EN 12165)
Orifice Material	Stainless Steel 1.4305 EN 10088 (AISI 303)
Tube	Stainless Steel AISI 304
Flange	Stainless Steel 1.4305 EN 10088 (AISI 303)
Plunger	Stainless Steel 1.4105 EN 10088 (AISI 430F) or equivalent
Top Stop	Stainless Steel 1.4105 EN 10088 (AISI 430F)
Springs	Stainless Steel AISI 302
Seal Material (Std)	Foodgrade FKM
Connection Type (Std)	G parallel thread (ISO 228-1)
Shading Ring	Copper
Electrical Characteristics	
Standard Coil Voltage DC (=)	24 V
Standard Coil Voltage AC 50 Hz (-)	24 V, 110 V, 200 V, 230 V
Standard Coil Voltage AC 60 Hz (-)	24 V, 120 V, 220 V, 240 V
Voltage Tolerance	+10% to -15% (AC)
	+10% to -5% (DC)
Duty Cycle	100% ED
Protection Class	IP65 (EN 60529) with plug and gasket correctly fitted *
Electrical Connection	to industrial form B
Coil Insulation	Class F 155 °C
Power Rating (Standard)	AC 10 VA (holding) AC 16 VA (inrush) DC 7 W

Features and Benefits

- Direct Acting
- Robust construction for industrial applications
- Zero pressure rated
- Stainless steel AISI 430F operators with low residual magnetism
- Coils tested 100% in compliance to RoHS directive and to relevant international standards
- High quality seal materials
- Valve suitable for contact with food media as per the EEC Directives and Regulations. Please consult supplier for more details
- Response time 5 to 25 ms



Pipe Size	Cv (gpm)	Kv (m ³ /h)	OPD (bar)		Orifice (mm)		Seal Material	Valve Code
			AC Voltages	DC Voltages	1→2	1→3		
1/8"	0.05	0.04	0 - 6	0 - 3	1.2	1.7	FKM	SB397CVB
1/8"	0.07	0.06	0 - 4.5	0 - 2	1.5	1.7	FKM	SB397CVC

Options Available

Valve Options (see coding chart)
NPT threads (minimum batch may be required)
Manual Override
Electroless nickel plating treatment

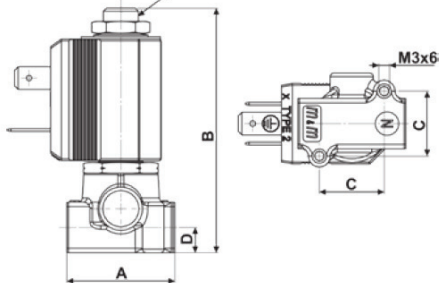
Seal Material ¹ and Media Temperature Range	Media	Ambient Temperature Range	
		Min	Max
FKM (-10 °C to +130 °C)	Water, oil, air	-10 °C	+50 °C

¹ See corrosion reference guide and sealing solutions for material compatibility.

Coil Rotation



1/8" G connection 'C' type
internal Ø 1.7mm



Preferred Valve Mounting Options



Pipe Size	A	B	C	D	Weight (kg)
1/8"	30	67.8	18	7	0.15

Dimensions (mm)

Solenoid enclosures

2--0 Type Coil - Insulation class F

- External material: PBT (reinforced fiberglass 30%)
- Electrical connection: Industrial form B
- Winding insulation: Class H (E180)
- Enclosure classification: Conforms to IP65 (according to EN 60529) with plug and gasket correctly fitted*



Type 600 001- Plug

- Rated Voltage (max.): 250 vAC / 300 vDC
- Nominal Current: 10A (rated) / 16A (max)
- Wire cross-section: 1.5 mm² max
- Cable Entry: PG9 (6 to 8mm)
- Enclosure classification: Conforms to IP65 (according to EN 60529) with supplied gasket
- Insulation class: group C- VDE 0110
- Housing colour: black
- UL approved, file No: E205538



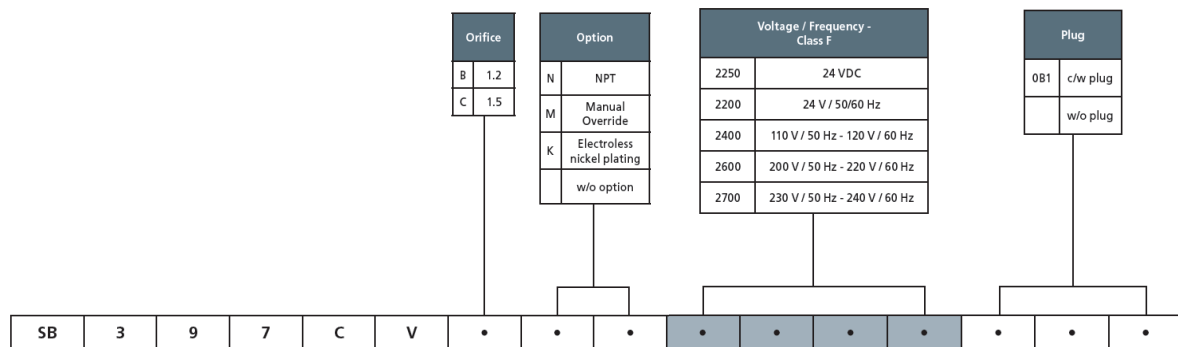
* Plug and gasket not supplied as standard, must be ordered separately.

Coding chart

Main Valve Assembly

Coil options

Plug



Product coding example:

SB397CVB 2250
1/8" G, auto operation, brass body, FKM seals, 1.2 mm orifice, with manual override, 24 VDC, without plug.